



**THE** Education,  
2021  
В мире - 90  
В России - 1










**QS** Education, 2021  
В мире - 101-  
150  
В России - 3

**QS STARS**  
RATING SYSTEM  
★★★★★+




## Российские исследования в области образования (анализ на основе Scival)

**Айдар Минимансурович Калимуллин,**  
профессор, директор Института психологии и  
образования КФУ, зам.председателя ФУМО по УГСН  
44.00.00 «Образование и педагогические науки»

## Общеуниверситетские показатели в структуре предметного рейтинга

	Rank education	Name	No.of FTE Students	No.of students per staff	International Students	Female: Male Ratio	Rank total
	101–125	Kazan Federal University	22,587	10.2	30%	75 : 25	801-1000 
	126–150	HSE University	28,901	16.0	12%	n/a	301-350 
+	151–175	Lomonosov Moscow State University	29,118	9.1	36%	54 : 46	158 
	151–175	Peter the Great St Petersburg Polytechnic University	16,550	9.6	32%	39 : 61	301-350 +
	201–250	RUDN University	21,203	13.3	34%	58 : 42	601-800
	201–250	Southern Federal University	18,309	11.2	12%	53 : 47	1201+ 
	251–300	Plekhanov Russian University of Economics	14,450	8.8	13%	61 : 39	501-600 
+	401–500	Tomsk State University	7,724	11.7	36%	n/a	601-680
	501+	Nosov Magnitogorsk State Technical University	8,505	14.7	4%	45 : 55	1201+
	501+	University of Tyumen	10,872	14.3	12%	n/a	1201+
+	501+	Ural Federal University	27,099	13.0	16%	49 : 51	1001-1200

## Показатели предметной части в области Education

Rank	Name	Overall	Teaching	Research	Citations	Industry Income	International Outlook	No. of Publications
 101–125	Kazan Federal University	47.6–51.3	40.7	31.2	68.1	39.7	70.7	991
126–150	HSE University	44.3–47.4	42.2	52.4	38.7	99.7	47.9	621
151–175	Lomonosov Moscow State University	41.7–44.2	52.1	41.0	29.0	54.8	68.8	229
 151–175	Peter the Great St Petersburg Polytechnic University	41.7–44.2	35.1	22.4	83.0	41.9	22.2	151
 201–250	RUDN University	36.2–39.5	26.0	24.1	63.3	69.3	54.3	265
201–250	Southern Federal University	36.2–39.5	24.2	19.3	73.6	39.5	37.3	153
251–300	Plekhanov Russian University of Economics	33.7–36.1	14.4	14.8	82.1	41.0	38.2	319
401–500	Tomsk State University	23.3–28.5	31.0	28.3	15.8	39.4	55.3	168
501+	Nosov Magnitogorsk State Technical University	12.4–23.1	11.5	8.2	28.1	39.3	16.3	117
501+	University of Tyumen	12.4–23.1	13.1	15.9	14.8	39.4	29.6	131
501+	Ural Federal University	12.4–23.1	19.0	15.4	24.8	39.3	27.5	258

## Основные наукометрические показатели в предметной области Education (2016-2020)

Entity	Число публикаций	Число цитирований	Число цитирований без с/ц	Field-Weighted Citation Impact	Field-Weighted Citation Impact без с/ц	International Collaboration	International Collaboration (%)	International Collaboration Impact
Russian Federation	9777	21700	6731	0,59	0,17	1079	11	4,9
Kazan Volga Region Federal University	973	3770	2697	0,97	0,68	191	19,6	5,9
<b>Kazan Volga Region Federal University_Education_без искл журн_6.10.2021</b>	<b>468</b>	<b>2098</b>	<b>1921</b>	<b>1,3</b>	<b>1,2</b>	<b>109</b>	<b>23,3</b>	<b>7,1</b>
Higher School of Economics	604	1773	1338	0,73	0,56	122	20,2	4,9
Lomonosov Moscow State University	208	527	412	0,75	0,56	28	13,5	3,3
People's Friendship University of Russia	259	975	806	1,05	0,86	42	16,2	9
Plekhanov Russian University of Economics	312	1653	1022	1,37	0,84	60	19,2	8,7
Peter the Great St. Petersburg Polytechnic University	150	875	297	1,5	0,47	15	10	4,9
Ural Federal University	257	537	403	0,56	0,39	47	18,3	6,1
Free University of Berlin	221	1696	1491	1,36	1,17	62	28,1	11,6
Stanford University	1254	20375	19017	2,64	2,42	283	22,6	33,7
University of Oxford	931	13551	12351	2,37	2,09	425	45,7	19,2
World	300140	1409080	0	0,98	0,98	39400	13,2	7,4

# Показатели КФУ в мире по количеству просмотров публикаций (2016-2020 гг.)

2016 to 2020

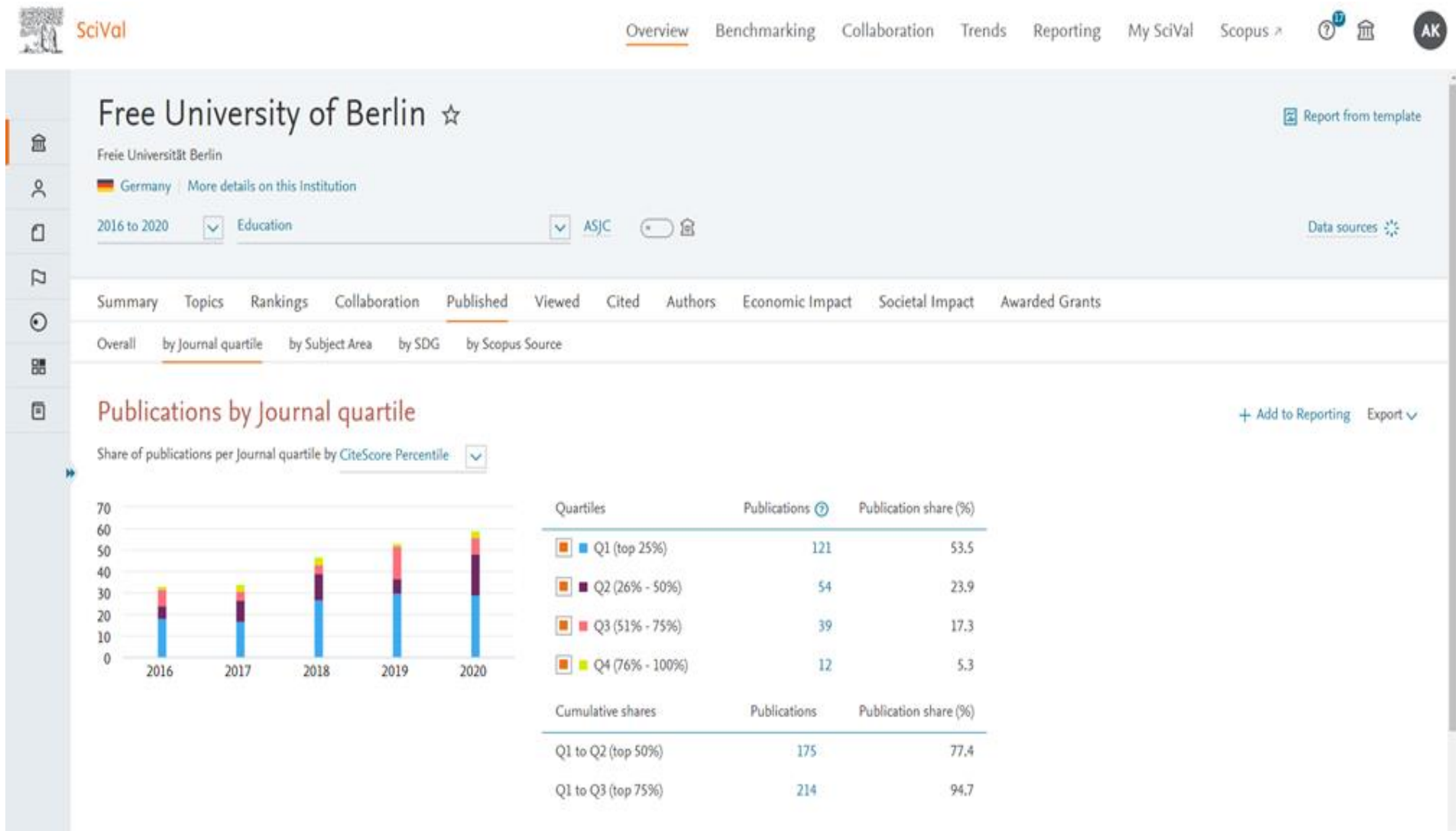
Top 100 Institutions in this Research Area, by Scholarly Output | Scroll to Home Institution

Heatmap

Compare over time

+ New group

<input type="checkbox"/>	Institution	Scholarly Output	Views Count	Field-Weighted Citation Impact	Citation Count
1. <input type="checkbox"/>	University College London	2,004	48,350	1.92	16,208
2. <input type="checkbox"/>	Monash University	1,663	47,473	1.78	12,125
3. <input type="checkbox"/>	Harvard University	1,861	45,581	2.23	22,787
4. <input type="checkbox"/>	University of Toronto	2,059	44,755	1.68	16,529
5. <input type="checkbox"/>	<b>Kazan Volga Region Federal University</b>	991	43,682	1.02	3,832
<input type="checkbox"/>	The University of Hong Kong	1,278	40,899	2.09	11,346
<input type="checkbox"/>	Pennsylvania State University	1,898	40,468	1.47	12,423
<input type="checkbox"/>	University of Granada	987	38,479	1.04	4,061
<input type="checkbox"/>	Michigan State University	1,769	36,611	1.70	14,798
<input type="checkbox"/>	University of Sydney	1,251	35,835	1.39	8,409
<input type="checkbox"/>	Hong Kong Institute of Education	1,186	35,498	1.42	7,315
<input type="checkbox"/>	University of Minnesota Twin Cities	1,621	34,900	1.44	11,968
<input type="checkbox"/>	University of Melbourne	1,303	34,137	1.55	9,093
<input type="checkbox"/>	Arizona State University	1,467	33,770	1.44	10,799
<input type="checkbox"/>	Purdue University	1,362	33,680	1.33	9,496



## Higher School of Economics ☆

Report from template

Russian Federation [More details on this Institution](#)

2016 to 2020

Education

ASJC

Data sources

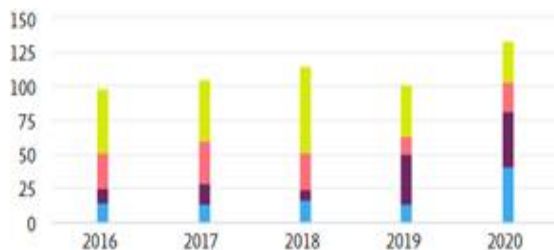
Summary Topics Rankings Collaboration **Published** Viewed Cited Authors Economic Impact Societal Impact Awarded Grants

Overall **by Journal quartile** by Subject Area by SDG by Scopus Source

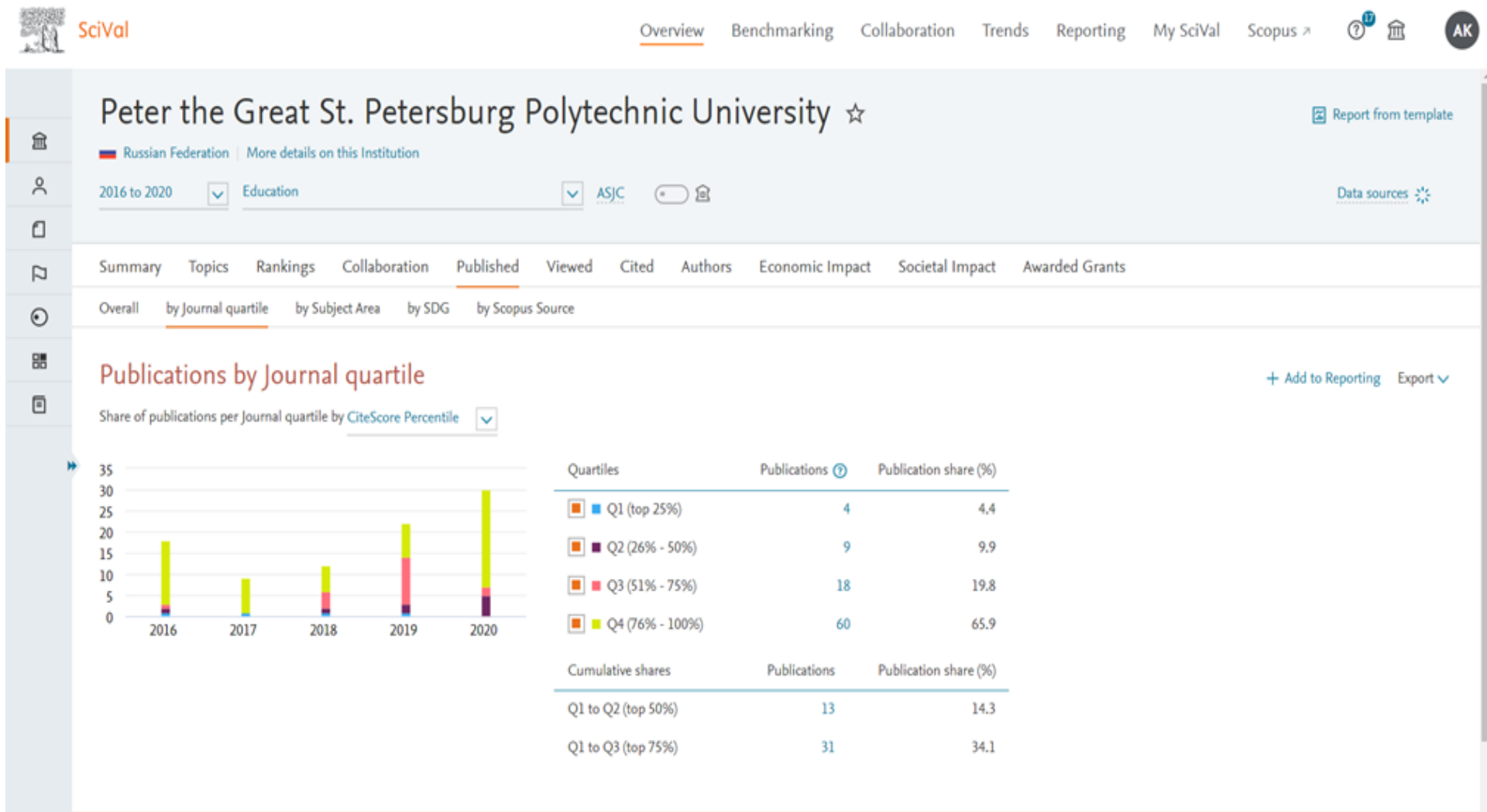
### Publications by Journal quartile

+ Add to Reporting Export

Share of publications per Journal quartile by CiteScore Percentile



Quartiles	Publications	Publication share (%)
Q1 (top 25%)	101	18.3
Q2 (26% - 50%)	110	19.9
Q3 (51% - 75%)	119	21.6
Q4 (76% - 100%)	222	40.2
<hr/>		
Cumulative shares	Publications	Publication share (%)
Q1 to Q2 (top 50%)	211	38.2
Q1 to Q3 (top 75%)	330	59.8





## Kazan Volga Region Federal University ★

[Report from template](#)

 Russian Federation | [More details on this Institution](#)

2016 to 2020  Education  ASJC

[Data sources](#)

Summary Topics Rankings Collaboration **Published** Viewed Cited Authors Economic Impact Societal Impact Awarded Grants









Overall **by Journal quartile** by Research Area by Subject Area by SDG by Scopus Source

### Publications by Journal quartile

[+ Add to Reporting](#) [Export](#)

Share of publications per Journal quartile by CiteScore Percentile



Quartiles	Publications	Publication share (%)
  Q1 (top 25%)	68	12.7
  Q2 (26% - 50%)	158	29.5
  Q3 (51% - 75%)	67	12.5
  Q4 (76% - 100%)	243	45.3
<b>Cumulative shares</b>		
Q1 to Q2 (top 50%)	226	42.2
Q1 to Q3 (top 75%)	293	54.7

# Модель исследовательских университетов в области «Образование»

University of Oxford	Harvard University	КФУ
Social Sciences 1,299 Arts and Humanities 218 Psychology 206 Computer Science 165 Mathematics 112 Medicine 62 Decision Sciences 59 Engineering 38 Business, Management and Accounting 37 Health Professions 11	Social Sciences 2,285 Medicine 564 Psychology 321 Computer Science 186 Mathematics 153 Arts and Humanities 145 Nursing 76 Decision Sciences 71 Dentistry 62 Engineering 54 Business, Management and Accounting 32	Social Sciences 994 Engineering 234 Environmental Science 202 Mathematics 197 Arts and Humanities 138 Economics, Econometrics and Finance 135 Health Professions 66 Business, Management and Accounting 27 Computer Science 19

**Фундаментальная наука**



**Междисциплинарные исследования**



**Образовательная практика**


# Сравнение исследовательской тематики

## Ключевые фразы

University of Oxford  
2,480 publications in this Research Area

Kazan Volga Region Federal University  
994 publications in this Research Area




Shared by the University of Oxford and Kazan Volga Region Federal University:



# Ключевые темы (Education)

2016 to 2021

All subject areas


 Add to panel
  Create Research Area
  Prominence percentile over time

In this Research Area

Worldwide

Topic	Scholarly Output ↓	Publication Share	Field-Weighted Citation Impact	Prominence percentile
<input type="checkbox"/> Distributed Leadership; School Improvement; Professional Learning T.1518	3,010	82.02% ▲	1.22	99.167 
<input type="checkbox"/> Technology Integration; Pre-service Teachers; IPAD T.1517	2,360	66.78% ▲	1.41	99.335 
<input type="checkbox"/> Classroom; Blended Learning; General Chemistry T.10736	2,193	54.61% ▲	1.60	99.432 
<input type="checkbox"/> Online Courses; Learner Behaviour; Blended Learning T.6479	2,091	44.42% ▲	1.44	99.517 
<input type="checkbox"/> Computer Science; Education Computing; Visual Programming T.9835	1,996	54.24% ▲	1.35	99.177 
<input type="checkbox"/> Community of Inquiry; Social Presence; Online Discussion T.1761	1,708	65.47% ▲	1.46	99.017 
<input type="checkbox"/> Education For Sustainability; Higher Education Institutions; Sustainability Science and Engineering T.3407	1,569	34.54% ▲	1.03	99.616 
<input type="checkbox"/> Self-Regulated Learning; Metacognition; Computer-Supported Collaborative Learning T.4023	1,544	60.22% ▼	1.41	99.102 

# Ключевые темы (Education)

		2016 to 2021	All subject areas	In this Research Area			Worldwide
<input type="checkbox"/>	Topic	Scholarly Output ↓	Publication Share	Field-Weighted Citation Impact	Prominence percentile		
<input type="checkbox"/>	Game-Based Learning; Educational Games; Gamification T.5528	1,515	42.12% ▲	1.11	99.024	<div style="width: 99.024%;"></div>	
<input type="checkbox"/>	Cyberbullying; Crime Victims; Participant Roles T.36	1,485	25.93% ▲	1.29	99.793	<div style="width: 99.793%;"></div>	
<input type="checkbox"/>	Technology Acceptance Model; Mobile Payment; UTAUT T.95	1,479	14.63% ▲	2.20	99.945	<div style="width: 99.945%;"></div>	
<input type="checkbox"/>	Entrepreneurial Intention; Effectuation; Opportunity Recognition T.176	1,381	19.01% ▼	1.17	99.882	<div style="width: 99.882%;"></div>	
<input type="checkbox"/>	Multimedia Learning; Cognitive Load; Self-Explanation T.1786	1,381	48.34% ▼	1.33	99.051	<div style="width: 99.051%;"></div>	
<input type="checkbox"/>	Need Satisfaction; Self-Determination Theory; Physical Education T.1165	1,156	31.06% ▲	1.53	99.562	<div style="width: 99.562%;"></div>	
<input type="checkbox"/>	Moodle; Learning Management System; Self-Regulated Learning T.12306	1,060	40.24% ▲	1.60	99.136	<div style="width: 99.136%;"></div>	
<input type="checkbox"/>	Social Networking Sites; Facebook; Instagram T.2470	1,042	20.75% ▲	1.47	99.736	<div style="width: 99.736%;"></div>	

## Ключевые фразы (Education)

Students  
Teachers  
Schools  
Teaching  
Education  
Higher Education  
Classroom  
Learning  
Curricula  
Universities  
Mathematics  
Undergraduate Student  
Course  
Science  
E-learning  
Medical Education  
Medical Students  
Distance Education  
Physical Education  
Teacher Training  
Engineering Education  
Skills  
Pre-service Teachers  
Reading

Education Computing  
Problem-Based Learning  
Professional Development  
Leadership  
Educators  
Writing  
Perception  
Faculty  
Literacy  
Teaching Assistant  
Nursing Student  
Nursing Education  
Academic Achievement  
Editorial  
Psychological Practice  
Perspective  
Learning Outcomes  
Competence  
Competency  
Self Efficacy  
College  
University Students  
Narrative  
Training  
COVID-19

## TOP-20 журналов, публикующих наибольшее количество статей российских авторов (2016-2021 гг.)

№	Названия журналов предметной области Education	Квартиль и страна журнала	Кол-во статей
1	<b>Teoriya i Praktika Fizicheskoy Kultury</b>	Q3 Россия	2507
2	<b>Perspektivy Nauki i Obrazovania</b>	Q4 Россия	788
3	International journal of Environmental and Science Education <i>(Inactive)</i>	Q3 Турция	654
4	<b>Vyshee Obrazovanie v Rossii</b>	Q3 Россия	557
5	Astra Salvensis	Q3 Румыния	396
6	<b>Music Scholarship</b>	Q3 Россия	319
7	Periodico Tche Quimica <i>(Inactive)</i>	Q1 Бразилия	290
8	<b>Psychological Science and Education</b>	Q3 Россия	269
9	<b>Obrazovanie i Nauka</b>	Q2 Россия	253
10	<b>Novosibirsk State Pedagogical University Bulletin</b>	Q4 Россия	244
11	European Journal of Contemporary Education	Q2 Словакия	237
12	<b>Psychology, Journal of the Higher School of Economics</b>	Q4 Россия	237
13	International Electronic Journal of Mathematics Education <i>(Inactive)</i>	Q2 Турция	220
14	<b>Voprosy Obrazovaniya</b>	Q1 Россия	207
15	<b>Integration of Education</b>	Q3 Россия	198
16	<b>Science for Education Today</b> <i>(Inactive)</i>	Q3 Россия	137
17	International Journal of Emerging Technologies in Learning	Q2 Германия	116
18	Eurasia Journal of Mathematics, Science and Technology Education	Q2 Турция	115
19	2020 5th International Conference on Information Technologies in Engineering Education, Inforino 2020 - Proceedings	-	112
20	Journal of Economics and Economic Education Research <i>(Inactive)</i>	Q4 США	99

*Составлено на основе SciVal по состоянию на 20 октября 2021 г.*

# Ключевые фразы в России (Education)

## Activity in the Russian Federation

Within: **Education** | Year range used for metrics: 2016 to 2021

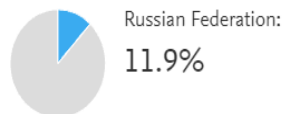
Summary Institutions

### Collaboration

[+ Add to Reporting](#)

#### International Collaboration

Publications co-authored with Institutions in other countries/regions



#### Academic-Corporate Collaboration

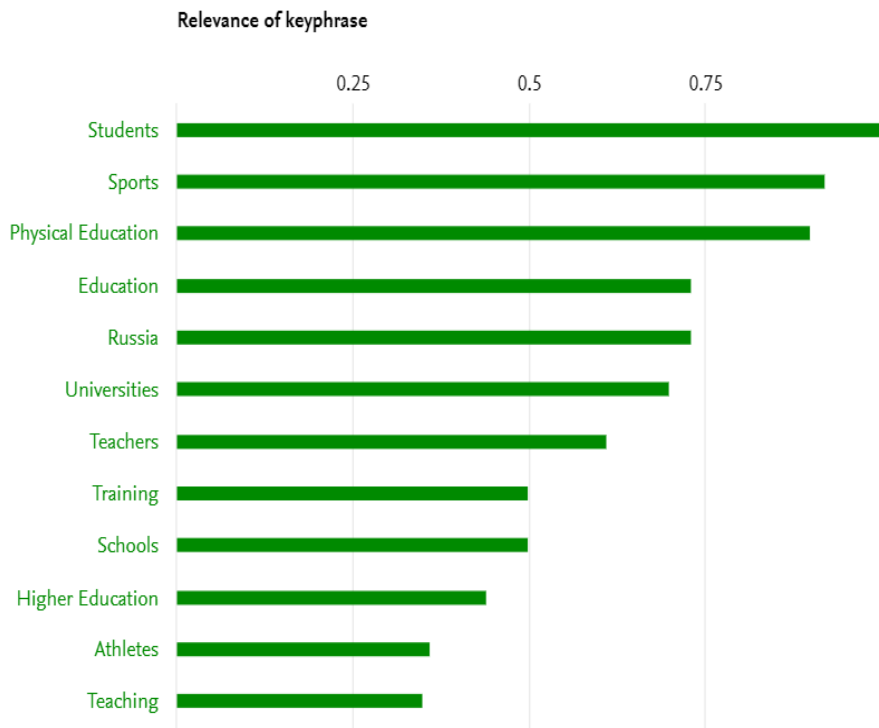
Publications with both academic and corporate affiliations



### Top 15 keyphrases

[+ Add to Reporting](#)

Based on 11,759 publications





# Цитирование российских публикаций (Education)

## Publications in the Russian Federation

Within: **Education** | Year range: 2016 to 2021



Export 

### ▼ Authors

- Masalimova, A.R. 43
- Dorozhkin, E.M. 40
- Kapilevich, L.V. 40
- Rabinskiy, L.N. 35
- Valeeva, R. 33

[Show more](#)

### ▼ Institutions

- Kazan Volga Region Federal University 1,079
- Higher School of Economics 757
- Plekhanov Russian University of Economics 381
- Russian Academy of Sciences 341
- People's Friendship University of Russia 334

[Show more](#)

Apply filter

11,759 publications |  Save as Publication Set

Title	Authors	Year	Scopus Source	Citations 
The FLUXNET2015 dataset and the ONEFlux processing pipeline for eddy covariance data <i>Open Access</i> <a href="#">View abstract</a> <a href="#">View in Scopus</a>	Pastorello, G., Trotta, C., Canfora, E. and 284 more	2020	Scientific data	131
A global multiproxy database for temperature reconstructions of the Common Era <i>Open Access</i> <a href="#">View abstract</a> <a href="#">View in Scopus</a>	Emile-Geay, J., McKay, N.P., Kaufman, D.S. and 95 more	2017	Scientific Data	111
Human capital and AI in industry 4.0. Convergence and divergence in social entrepreneurship in Russia <a href="#">View abstract</a> <a href="#">View in Scopus</a>	Popkova, E.G., Sergi, B.S.	2020	Journal of Intellectual Capital	92
Open innovation in multinational companies' subsidiaries: The role of internal and external knowledge <a href="#">View abstract</a> <a href="#">View in Scopus</a>	Ferraris, A., Santoro, G., Bresciani, S.	2017	European Journal of International Management	91
The effect of 16s rRNA region choice on bacterial community metabarcoding results <i>Open Access</i> <a href="#">View abstract</a> <a href="#">View in Scopus</a>	Bukin, Y.S., Galachyants, Y.P., Morozov, I.V. and 3 more	2019	Scientific Data	86
Priorities of training of digital personnel for	Bankov, E.G., Zmiuk, K.V.	2019	On the Horizon	70

## **VIII Международный форум по педагогическому образованию**

**«Образование, профессиональное развитие и  
сохранение здоровья учителя в XXI веке»**

**25-27 мая 2022 года**

### **Международные конференции в рамках Форума:**

1. Психологическое благополучие и эффективность учителя.
2. Педагогическое образование и испытание пандемией Covid-19.
3. Исследовательски-ориентированное педагогическое образование как феномен педагогической антропологии.

### **Важные даты:**

- **1 декабря 2021** – начало регистрации
- **1 марта 2022** – окончание регистрации

По результатам проведения Форума будут отобраны лучшие статьи для публикации в международном сборнике ARPNA Proceedings, направляемом на индексацию в БД Web of Science.





**Спасибо за внимание!**